


SolarEdge Home Network Plug-in Kit Selection — Technical Note


Revision history

- Version 1.2, July 2024: Updated the SolarEdge Home Network Plug-in Kit Selection for Three Phase Inverter with SetApp and StorEdge Three Phase Inverter. Added to the Inverters and Compatible Home Network Plug-in Kits table a SolarEdge Home Short String Inverter and Appendix A.
- Version 1.1, April 2022: Various updates
- Version 1.0, February 2022: Initial release

Compatible Home Network Plug-in kit

The table below lists the SolarEdge Home Network Plug-in kits that are compatible with specific models of inverters.

 **NOTE**
The ENET kit does not support commercial products

 **NOTE**
To install the Home Network Plug-in kit, see the included [Installation Guide](#).

The following table displays Inverters and Compatible Home Network Plug-in Kits:

Inverter	Inverter Part Number	Inverter Cellular Socket Occupied?	SolarEdge Home Network Plug-In Kit Part Number
SolarEdge Home Wave Inverter with SetApp (SolarEdge Home Network ready)	SExxxxH- RWxxxBE _x	Not applicable	ENET-HBNP-01 SolarEdge Home Network Plug-in
SolarEdge Home Wave Inverter with SetApp (<i>Not</i> SolarEdge Home Network ready)	SExxxxH- RW0 _x BN _x	No	ENET-HBCL-01 SolarEdge Home Network Plug-in
		Yes	ENET-HBPV3-01 Kit containing SolarEdge Home Network-ready comm. board* and matching SolarEdge Home Network Plug-in

Inverter	Inverter Part Number	Inverter Cellular Socket Occupied?	SolarEdge Home Network Plug-In Kit Part Number
StorEdge Single Phase Inverter (Not SolarEdge Home Network ready)	SExxxxH-RW <u>S</u> xxB <u>N</u> xx	No	ENET-HBCL-01 SolarEdge Home Network Plug-in
		Yes	ENET-HBPV3S-01 Kit containing SolarEdge Home Network-ready comm. board* and matching SolarEdge Home Network Plug-in
SolarEdge Home Wave Inverter with LCD (Not SolarEdge Home Network ready)	SExxxxH-RWxxx <u>N</u> xxx	Not applicable	ENET-HBPV3D-01 Kit containing SolarEdge Home Network-ready comm. board* with LCD and matching SolarEdge Home Network Plug-in
Single Phase Inverter with Compact Technology (Not SolarEdge Home Network ready)	SExx00M-RWK02BNN4	No	ENET-HBCL-01 SolarEdge Home Network Plug-in
		Yes	ENET-HBPVL-01 Kit containing SolarEdge Home Network-ready comm. board* and matching SolarEdge Home Network Plug-in
Three Phase Inverter with SetApp (SolarEdge Home Network ready)	SExxK-RW0xxBExx	Not applicable	ENET-HBNP-01 SolarEdge Home Network Plug-in
StorEdge Three Phase Inverter (SolarEdge Home Network ready)	SExxK-RW <u>S</u> xxBExx	Not applicable	ENET-HBNP-01 SolarEdge Home Network Plug-in
Three Phase Inverter with SetApp (Not SolarEdge Home Network ready)	SExxK-RW0xxB <u>N</u> xx	No	ENET-HBCL-01 SolarEdge Home Network Plug-in
		Yes	ENET-HBPJ2P-01 Kit containing SolarEdge Home Network-ready comm.

Inverter	Inverter Part Number	Inverter Cellular Socket Occupied?	SolarEdge Home Network Plug-In Kit Part Number
			Board and matching SolarEdge Home Network Plug-in
StorEdge Three Phase Inverter (Not SolarEdge Home Network ready)	SExxK-RWSxxBNxx	No	ENET-HBCL-01
		Yes	ENET-HBPJ25-01 Kit containing SolarEdge Home Network-ready comm. board* and matching SolarEdge Home Network Plug-in
Three Phase Inverter with LCD (Not SolarEdge Home Network ready)	SExxK-RWxxxNxxx	Not applicable	ENET-HBPJD-01 Kit containing SolarEdge Home Network-ready comm. board* with LCD and matching SolarEdge Home Network Plug-in
Three Phase Backup Inverter (SolarEdge Home Network ready)	SExxK-RWB48xxxx	Not applicable	The SolarEdge Home Network Plug-in and Antenna are provided with the inverter. No additional kit is required.
SolarEdge Home Short String Inverter – Three Phase	SExK-RWBTEBEN4	Not applicable	ENET-HBNP-01 or ENET-HBCL-01 See Appendix A for instructions.

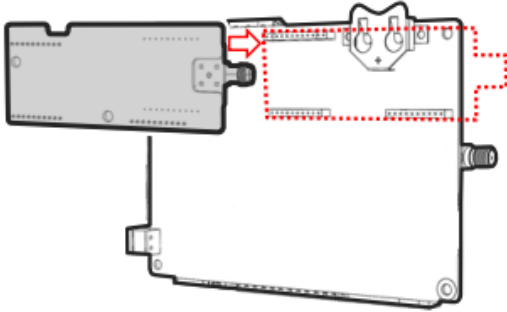
* Replace the existing communication board with a communication board that has a dedicated socket for the SolarEdge Home Network Plug-in.

Appendix A

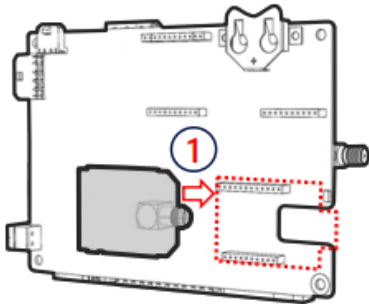
The Network Plug-In Kit shall be selected according to the inverter's communication board.

Please see below for identifying the correct Home Network Plug-in kit:

ENET-HBCL-01 – For communication boards which are not HW ready for Home Network Plug-in:



ENET-HBNP-01 – For communication boards which are HW ready for Home Network Plug-in:



CAUTION



Do not use ENET-HBCL-01 if you have a dedicated slot for the Home Network Plug-in (see figure above) as it can fit, but may damage the product.