


R-TG 96h.5/445

Bifacial double-glass module with heterojunction solar cells



Safety

Electrical safety and mechanical robustness in all weather conditions are important aspects when choosing the right solar module.

Electrical safety – The module is approved for a system voltage of up to 1500 V. For maximum electrical safety, it is equipped with potted junction boxes rated IP68 and original STÄUBLI MC4-Evo 2 connectors.

Resilient – The specially tempered glass is resistant to the harshest weather conditions. The module is certified for resistance to salty air (class 5) and is therefore approved for use in coastal areas.

Fire protection – The module has achieved the classification $B_{ROOF}(t1)$ for all roof slopes in accordance with DIN EN 13501-5:2016. This means a particularly high fire resistance and resistance to fire spread as proven by German standards.

Certifications

- IEC 61215:2016 (module reliability)
- IEC 61730:2016 (module safety)

Warranty

- 30-year product warranty¹
- 30-year linear performance guarantee
- Guaranteed positive tolerance

¹ If the system is registered. Otherwise, 20 years.

Reliability

A PV system is a long-term investment. The durability of the modules is therefore an important quality aspect.

Certified production facilities – All SOLYCO solar modules are produced in state-of-the-art, highly automated factories that operate to the highest manufacturing standards to ensure consistent quality.

Additional sealing – All modules are sealed to prevent foreign materials from penetrating between the layers. An additional butyl tape around the glass laminates provides double protection, allowing us to offer better warranty conditions.

Double-glass composite – Glass is a particularly durable material and resistant to all weather effects (cold, heat, UV, gases, acids). The solar cells of the R-TG modules are embedded between two glass panes, providing highly effective and permanent protection against weather effects.

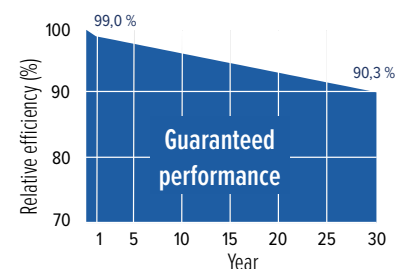
Performance

A combination of longevity and high electricity production – whatever the operating conditions – forms the basis for the economic viability of the PV system.

Heterojunction solar cell technology – This technology enables a particularly high cell efficiency of >24 %. It features excellent temperature properties, outstanding low light performance and a high bifacial coefficient.

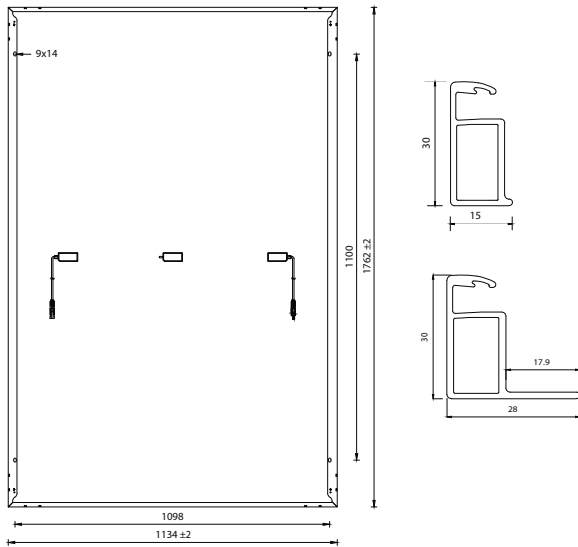
Optimal peak power – With a nominal power of 445 Wp and a module efficiency of more than 22 %, this module is the ideal choice for all roof systems.

Maximum long-term stability – The combination of state-of-the-art cell and module technologies ensures consistently high electricity production. The modules do not suffer any loss of performance due to LID, PID and LeTID, which is reflected in excellent warranty conditions.



R-TG 96h.5/445

Bifacial double-glass module with heterojunction solar cells



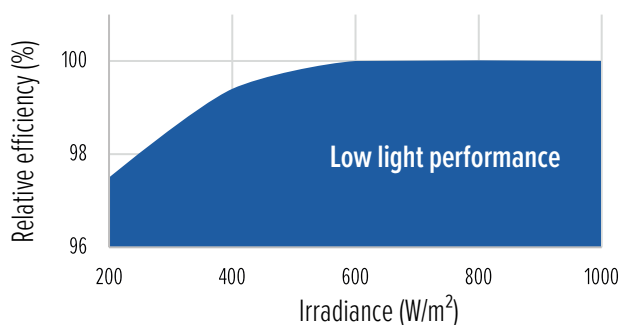
Connection and operating conditions

Maximum system voltage	1500 V
Operating temperature range	-40 °C to +85 °C
Mechanical resilience ¹	Pressure resistance tested at 5400 Pa Wind suction load resistance tested at 2400 Pa
Safety class	II
Reverse current overload	20 A
Fire classes ²	A (UL 790) B _{ROOF} (t1) according to DIN EN 13501-5:2016
Hail resistance	Hailstones up to 25 mm in size and at a speed of 23 m/s

¹ Specified pressure load resistance: 3600 Pa and suction load resistance: 1600 Pa;
² for all roof slopes

Temperature coefficients

TC of the maximum power (P _{max})	-0.24 %/°C
TC of open circuit voltage (V _{oc})	-0.24 %/°C
TC of short circuit current (I _{sc})	+0.04 %/°C



This data sheet corresponds to DIN EN 50380.
Developed and designed in Germany.



take way
for an easy way
DE 63944028



General data

Cell technology	HJT, monocrystalline
Cell size and quantity	182 mm x 105 mm; 96 pcs
Module dimensions	1762 mm x 1134 mm x 30 mm
Module weight	24.8 kg
Frame	Black anodised aluminium
Glass	2 x 2.0 mm tempered solar glass with anti-reflective coating
Junction box and IP rating	3 pcs with one bypass diode each, potted in accordance with IP68
Cable and connector	4 mm ² solar cable, length 120 cm, STÄUBLI MC4-Evo 2 connector
Packaging unit	36 modules arranged vertically on a pallet, 936/40 ft. container

Electrical data (STC)

Nominal data under standard test conditions (STC): irradiance 1000 W/m²; AM 1.5 spectrum; module temperature 25 °C; sorting for P_{max} 0 to +5 W

Module type	R-TG 96h.5/445
STC power output P _{max} (Wp)	445
Nominal power voltage V _{mp} (V)	30.61
Nominal power current I _{mp} (A)	14.54
Open circuit voltage V _{oc} (V)	36.45
Short circuit current I _{sc} (A)	15.24
Module efficiency (%)	22.27
Bifacial coefficient (%)	85 ± 5

P_{max} tolerance: ±3.0 %; V_{oc}, V_{mp}, I_{sc}, I_{mp} tolerances: ±5.0 %

Electrical data (NMOT)

Nominal data at NMOT (Nominal Module Operating Temperature): irradiance 800 W/m²; AM 1.5 spectrum; ambient temperature 20 °C; wind velocity 1 m/s

Module type	R-TG 96h.5/445
Solar cell temperature (°C)	45 ± 2
Power output P _{max} (Wp)	338
Nominal power voltage V _{mp} (V)	29.12
Nominal power current I _{mp} (A)	11.62
Open circuit voltage V _{oc} (V)	34.79
Short circuit current I _{sc} (A)	12.18

P_{max} tolerance: ±3.0 %; V_{oc}, V_{mp}, I_{sc}, I_{mp} tolerances: ±5.0 %

Electrical data (BNPI)

Increased performance through bifaciality (BNPI): irradiance front 1000 W/m²; rear 135 W/m²; AM 1.5 spectrum; ambient temperature 25 °C;

Power output P _{max} (Wp)	496
Nominal power voltage V _{mp} (V)	30.72
Nominal power current I _{mp} (A)	16.15
Open circuit voltage V _{oc} (V)	36.58
Short circuit current I _{sc} (A)	16.99

P_{max} tolerance: ±3.0 %; V_{oc}, V_{mp}, I_{sc}, I_{mp} tolerances: ±5.0 %