

# Hi-MO X6<sup>Max</sup> Explorer

LR7-54HTH

# 455~465M

- Suitable for Distribution Market
- Simple design embodies modern style
- Highest efficiency with the best energy generation performance
- Better product warranty, better service



15-year Warranty for  
Materials and Processing



25-year Warranty for Extra  
Linear Power Output

## Complete System and Product Certifications

IEC 61215, IEC 61730, UL 61730

ISO9001:2015: ISO Quality Management System

ISO14001: 2015: ISO Environment Management System

ISO45001: 2018: Occupational Health and Safety

IEC62941: Guideline for module design qualification and type approval

# LONGI




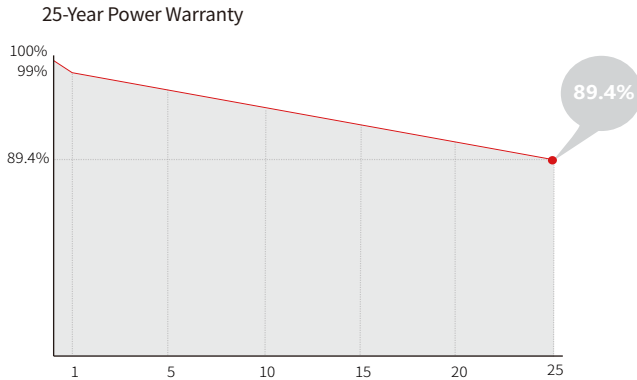
**22.8%**  
MAX MODULE  
EFFICIENCY

**0~3%**  
POWER  
TOLERANCE

**<1%**  
FIRST YEAR  
POWER DEGRADATION

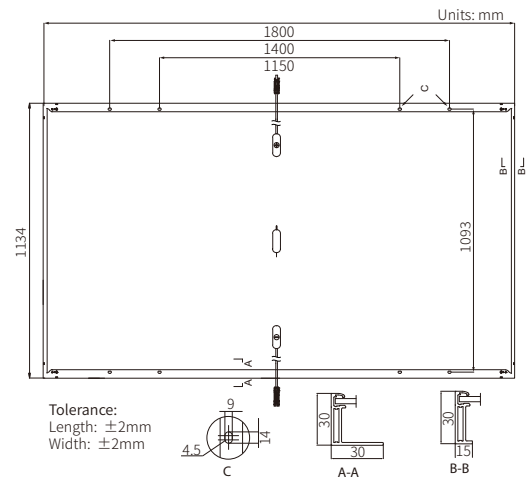
**0.40%**  
YEAR 2-25  
POWER DEGRADATION

## Additional Value



## Mechanical Parameters

Cell Orientation	108 (6×18)
Junction Box	IP68
Output Cable	4mm <sup>2</sup> , ±1200mm length can be customized
Glass	Single glass, 3.2mm coated tempered glass
Frame	Anodized aluminum alloy frame
Weight	21.6kg
Dimension	1800×1134×30mm
Packaging	36pcs per pallet / 216pcs per 20' GP / 864pcs per 40' HC



## Electrical Characteristics

STC: AM1.5 1000W/m<sup>2</sup> 25°C

NOCT: AM1.5 800W/m<sup>2</sup> 20°C 1m/s

Test uncertainty for P<sub>max</sub>: ±3%

Module Type	LR7-54HTH-455M		LR7-54HTH-460M		LR7-54HTH-465M	
	STC	NOCT	STC	NOCT	STC	NOCT
Testing Condition	STC	NOCT	STC	NOCT	STC	NOCT
Maximum Power (P <sub>max</sub> /W)	455	340.0	460	343.7	465	347.4
Open Circuit Voltage (V <sub>oc</sub> /V)	39.15	36.76	39.35	36.95	39.55	37.13
Short Circuit Current (I <sub>sc</sub> /A)	14.79	11.95	14.86	12.00	14.93	12.06
Voltage at Maximum Power (V <sub>mp</sub> /V)	32.98	30.09	33.19	30.29	33.39	30.47
Current at Maximum Power (I <sub>mp</sub> /A)	13.80	11.30	13.86	11.35	13.93	11.41
Module Efficiency(%)	22.3		22.5		22.8	

## Operating Parameters

Operational Temperature	-40°C ~ +85°C
Power Output Tolerance	0 ~ 3%
Maximum System Voltage	DC1500V (IEC/UL)
Maximum Series Fuse Rating	25A
Nominal Operating Cell Temperature	45±2°C
Protection Class	Class II
Fire Rating	IEC Class C

## Mechanical Loading

Front Side Maximum Static Loading	5400Pa
Rear Side Maximum Static Loading	2400Pa
Hailstone Test	25mm Hailstone at the speed of 23m/s

## Temperature Ratings (STC)

Temperature Coefficient of I <sub>sc</sub>	+0.050%/°C
Temperature Coefficient of V <sub>oc</sub>	-0.230%/°C
Temperature Coefficient of P <sub>max</sub>	-0.280%/°C