



SOLRIF D series

Satin


445 W

Made in the EU

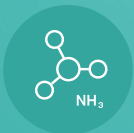
3.2+3.2 mm glass



Fire class A



10 500 Pa
Extreme load resistance



NH₃
Ammonia resistance




50 mm
Hail resistance class 5



98 %
recyclable



A luminance of 3600 cd/m
Extremely low-glare



30 Product & Efficiency Guarantee
YEAR

90% POWER WARRANTY



THE FIRST AND ONLY IN THE WORLD



ONE OF A FEW IN THE WORLD

Electrical data (STC*)

Maximum power (W)	445
Cell technology	N type, TOPCon - bifacial
Open circuit voltage (V_{oc}/V)	34,40
Short circuit current (I_{sc}/A)	15,79
Max power voltage (V_{mpp}/V)	29,40
Max power current (I_{mpp}/A)	15,14
Module efficiency (η)	22,06 %
Max system voltage (V)	1500
Max current (A)	30
Power tolerance	0/+5W

*Under standard test conditions (STC) of irradiance of 1000W/sq.m., spectrum AM1.5 and cell temperature of 25°C. Flash testing measurement accuracy of +/-5%.

Warranty

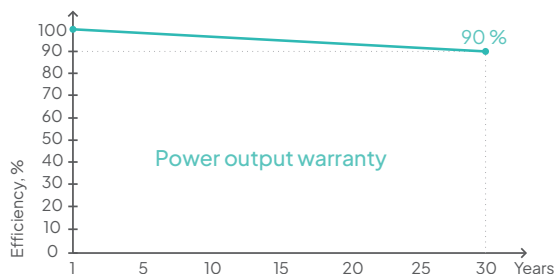
30 years product warranty

30 years efficiency warranty

First year degradation (%) 1

Annual degradation (%) 0,31

Power in year 30 (%) 90



Certifications

IEC 61215:2021; IEC 61730:2023

Cradle to Cradle (C2C)	Gold level
abZ/aBG	National technical approval / General construction permit
EN 13501-5	Broof (t1)
IEC 62716:2013	Ammonia corrosion testing
IEC 61701:2020	Salt mist corrosion testing
IEC 61215-2:2021	50 mm hailstone - Hail resistance class 5 (HW5)
ISO 9001:2015	Quality management systems
ISO 14001:2015	Environmental management systems
ISO 45001:2018	Occupational health and safety
SundaHus	A level assessment

Produced using 100% renewable energy

Membership at Svensk Solenergi



Product assessed in SundaHus Material Data



PRODUCED USING 100% RENEWABLE ENERGY



Svensk Solenergi

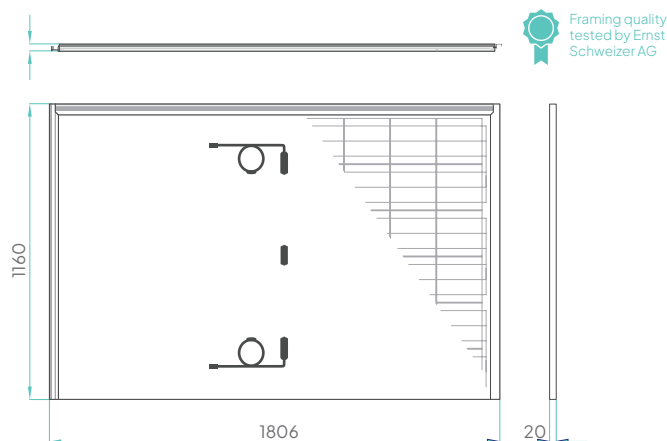


Temperature ratings

Current temperature coefficient (α)	+0,045% / °C
Voltage temperature coefficient (β)	-0,250% / °C
Power temperature coefficient (δ)	-0,300% / °C
Nominal operating module temperature	46 °C

Mechanical data

Dimensions (LxWxH) (mm)	1806x1160x20
Grid dimensions (LxW) (mm)	1788x1128
Weight (kg)	35
Front glass (mm)	3.2, structured, satin 3600cd/m ² , TVG
Back glass (mm)	3.2, black, TVG
Cell Size (mm)	182,2x105
Busbars	16
Cell configuration	6x16
Frame	Solrif D
Rated operating altitude (m)	Up to 2000
Operating temperature (°C)	-40 ÷ +85
Maximum test load (wind/snow) (Pa)	3600/10500
Junction box / IP class	Split junction box / IP68
Cable cross section size (mm ²)	4
Cable length (m)	1,2
Bypass diodes	3
Connector	MC4-EVO2



Packing information

Modules per pallet (pcs)	25
Dimensions of a pallet (LxWxH) (mm)	1899x1203x1070
Weight of a pallet (gross) (kg)	940
Pallets per 13,6 m truck (pcs)	24
Modules per 13,6 m truck (pcs)	600

