

Original MC4-Evo 2

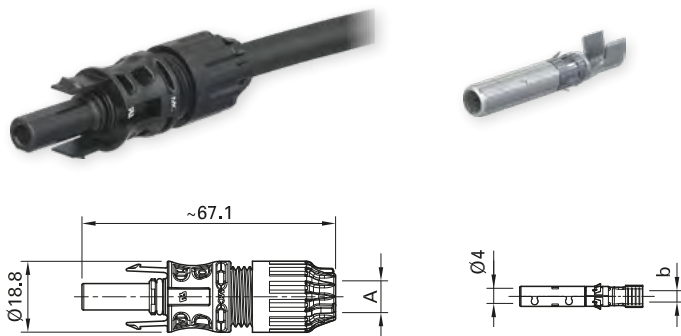
Solarline | Connectors for renewable energy



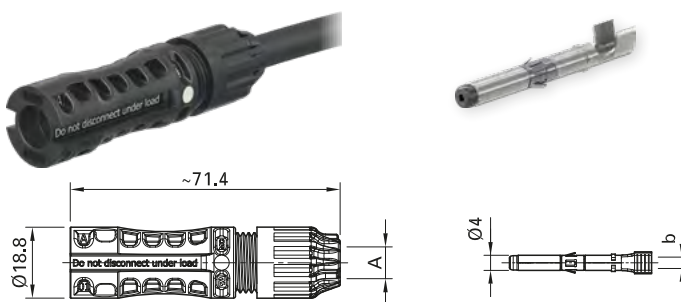
Female and male cable coupler MC4-Evo 2





Female and male cable coupler as individual part (including insulating part)

PV-KBT4-EVO 2/...-UR



PV-KST4-EVO 2/...-UR



Order No.	Type	Female cable coupler	Male cable coupler	Ø range of cable gland	Conductor cross section		b (mm)	Approvals
					mm ²	AWG		
32.0082P0001-UR	PV-KBT4-EVO 2/2,5I-UR	x		4.7-6.4	2.5	14	3	   
32.0083P0001-UR	PV-KST4-EVO 2/2,5I-UR		x					
32.0098P0001-UR	PV-KBT4-EVO 2/2,5X-UR	x		6.1-7.3				
32.0099P0001-UR	PV-KST4-EVO 2/2,5X-UR		x					
32.0084P0001-UR	PV-KBT4-EVO 2/2,5II-UR	x		6.4-8.4				
32.0085P0001-UR	PV-KST4-EVO 2/2,5II-UR		x					
32.0086P0001-UR	PV-KBT4-EVO 2/6I-UR	x		4.7-6.4	4; 6	12; 10	5	
32.0087P0001-UR	PV-KST4-EVO 2/6I-UR		x					
32.0124P0001-UR	PV-KBT4-EVO 2/6X-UR	x		6.1-7.3				
32.0125P0001-UR	PV-KST4-EVO 2/6X-UR		x					
32.0088P0001-UR	PV-KBT4-EVO 2/6II-UR	x		6.4-8.4				
32.0089P0001-UR	PV-KST4-EVO 2/6II-UR		x					
32.0102P0001-UR	PV-KBT4-EVO 2/10X-UR	x		6.1-7.3	10	8	7.2	
32.0103P0001-UR	PV-KST4-EVO 2/10X-UR		x					
32.0092P0001-UR	PV-KBT4-EVO 2/10II-UR	x		6.4-8.4				
32.0093P0001-UR	PV-KST4-EVO 2/10II-UR		x					

Note:

For more detailed information concerning the suitable cable gland range, please consult MA273.



Sealing caps page 7

Assembly tools page 7



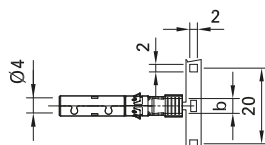
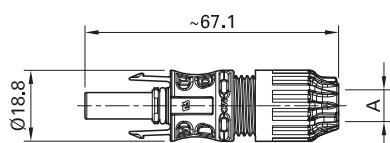

Assembly Instructions MA273

www.staubli.com/electrical

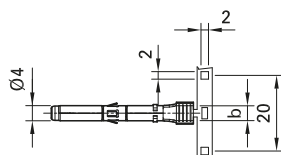
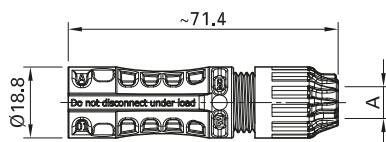
Female and male cable coupler MC4-Evo 2

Contacts on carrier band (including insulating part)

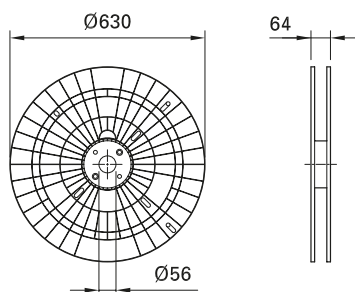
PV-KBT4-EVO 2/...-UR




PV-KST4-EVO 2/...-UR



Reel



Order No.	Type	Female cable coupler	Male cable coupler	Ø range of cable gland	Conductor cross section			Crimping tool	Contacts per reel ²⁾	Approvals
					mm ²	AWG	b (mm)			
32.0082P2000-UR	PV-KBT4-EVO 2/2,5I-UR	x		4.7-6.4	2.5	14	3	1)	2000	
32.0083P2000-UR	PV-KST4-EVO 2/2,5I-UR		x					1)	2000	
32.0098P2000-UR	PV-KBT4-EVO 2/2,5X-UR	x		6.1-7.3				2000		
32.0099P2000-UR	PV-KST4-EVO 2/2,5X-UR		x					2000		
32.0084P2000-UR	PV-KBT4-EVO 2/2,5II-UR	x		6.4-8.4				1)	2000	
32.0085P2000-UR	PV-KST4-EVO 2/2,5II-UR		x					1)	2000	
32.0086P2000-UR	PV-KBT4-EVO 2/6I-UR	x		4.7-6.4	4; 6	12; 10	5	1)	2000	
32.0087P2000-UR	PV-KST4-EVO 2/6I-UR		x					1)	2000	
32.0124P2000-UR	PV-KBT4-EVO 2/6X-UR	x		6.1-7.3				2000		
32.0125P2000-UR	PV-KST4-EVO 2/6X-UR		x					2000		
32.0088P2000-UR	PV-KBT4-EVO 2/6II-UR	x		6.4-8.4				1)	2000	
32.0089P2000-UR	PV-KST4-EVO 2/6II-UR		x					1)	2000	
32.0102P1700-UR	PV-KBT4-EVO 2/10X-UR	x		6.1-7.3	10	8	7.2		1700	
32.0103P1700-UR	PV-KST4-EVO 2/10X-UR		x						1700	
32.0092P1700-UR	PV-KBT4-EVO 2/10II-UR	x		6.4-8.4				1)	1700	
32.0093P1700-UR	PV-KST4-EVO 2/10II-UR		x					1)	1700	

Note:

For more detailed information concerning the suitable cable gland range, please consult MA273.



Sealing caps page 7

Assembly tools page 7



Assembly Instructions MA273

www.staubli.com/electrical

¹⁾ Information about a semi-automatic crimp device or assembly device on request

²⁾ Reel type subject to alterations

Technical data

- Internationally certified according to IEC, UL, JET
- MULTILAM Technology, has proven the quality and durability several 100 million times since 2004
- Suited for all climatic environments thanks to resistance to UV, ammonia, and high IP class (IP68).
- Interchangeable with original MC4 product family.

Technical data	
Connector system	Ø 4 mm
Rated voltage	DC 1500 V (IEC) ¹⁾ DC 1500 V (UL) ²⁾ DC 1500 V (JET) ³⁾
Rated current TÜV (85°C)	39 A (2,5 mm ²) 45 A (4,0 mm ²) 53 A (6,0 mm ²) 69 A (10,0 mm ²)
Rated current UL	28 A (14 AWG) 39 A (12 AWG) 45 A (10 AWG) 55 A (8 AWG)
Rated impulse voltage	16 kV (DC 1500 V)
Ambient temperature range	-40 °C ... +85 °C (IEC/UL)
Upper limiting temperature	115 °C (IEC)
Degree of protection, mated unmated	IP65/IP68 (1 h/1 m) IP2X
Overvoltage category/Pollution degree	CAT III/3
Contact resistance of plug connectors	≤ 0.2 mΩ
Safety class	II
Contact system	MULTILAM
Type of termination	Crimping
Contact material	Copper, tin plated
Insulation material	PA
Locking system (UL)	Locking type
Flame class	UL94-V0
Ammonia resistance (acc. to TÜV)	Q60095359
Salt mist spray test, degree of severity 6	IEC 60068-2-52
TÜV-Rheinland certified, in accordance with IEC IEC 62852:2014+Amd.1 2020 UL recognized component, in accordance with UL 6703 cTÜVus certified according UL 6703 JET registration	R 60127169 E343181 CU 72141256 01 1625-C4302-167

¹⁾ Please take the cable to be used from MA273

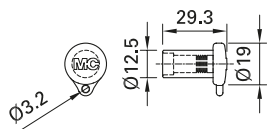
²⁾ The connectors are to be used with USE2 or PV-Wire cables.

³⁾ The connectors are to be used with cables with the "S-JET mark" label

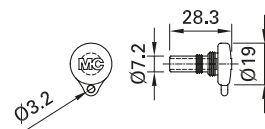
Sealing caps

Sealing caps for tight sealing of unplugged MC4-Evo 2 connectors.

PV-BVK4



PV-SVK4



Order No	Type	Suitable for plug side	Suitable for socket side
32.0716	PV-BVK4		x
32.0717	PV-SVK4	x	

Technical data

Material	TPE
Degree of protection, mated	IP67

Crimping pliers for industrial use PV-CZM...

Only the tools stated below may be used for the assembly of UL- and TÜV-approved products.

These are suited for the processing of high numbers of pieces and can be adjusted to the product to be processed with

the help of changeable locators and crimp inserts.

PV-CZM...



Order No.	Type	Designation	Crimp range		MA	Assembly instruction
			mm ²	AWG		
32.6020-40100	PV-CZM-40100	Crimping pliers incl. locator and insert	2.5; 4	16; 14; 12	MA251	
32.6020-41100	PV-CZM-41100		2.5; 4; 6	14; 12; 10	MA251	
32.6020-42100	PV-CZM-42100		4; 10	12; 8	MA251	

Individual parts

32.6021-40100	PV-ES-CZM-40100	Insert	2.5; 4	16; 14; 12	MA251
32.6021-41100	PV-ES-CZM-41100	Insert	2.5; 4; 6	14; 12; 10	MA251
32.6021-42100	PV-ES-CZM-42100	Insert	4; 10	12; 8	MA251
32.6056	PV-LOC-C	Locator	all sizes		MA251



■ Stäubli Units ○ Agents

Global presence of the Stäubli Group

www.staubli.com