


Solarsysteme von Schweizer: Verwendung Montagelehre – Solrif®.

Solar Systems by Schweizer: Usage of the Mounting Gauge – Solrif®



Kurzanleitung zur Verwendung der Montagelehre für Solrif® gerahmte Module
Quick guide for the usage of the mounting gauge for Solrif® framed modules



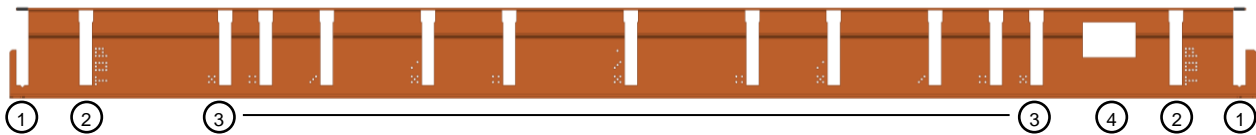
This project has received funding from the European Union's Horizon 2020 research and innovation programme under grant agreement N° 817991

Verwendung Montagelehre – Solrif®.

Usage of the mounting gauge - Solrif®

Positionen

Positions

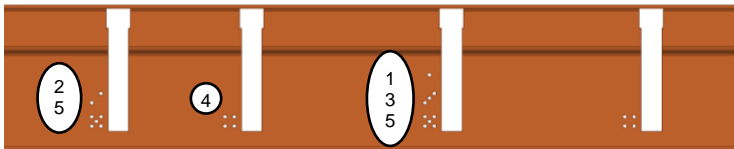


1	Position Montagebügel Profil Position Mounting clamp profile
2	Position Montagebügel Profil, letzte Modulreihe Position Mounting clamp profile, last row of modules
3	Position Montagebügel Glas, gem. SPT- Bericht Position Mounting clamp glass, according SPT-Report
4	Lücke für Erdungsklemme Gap for ground connector

Bild kann vom Produkt abweichen. Picture can differ from actual product

Nummerierung

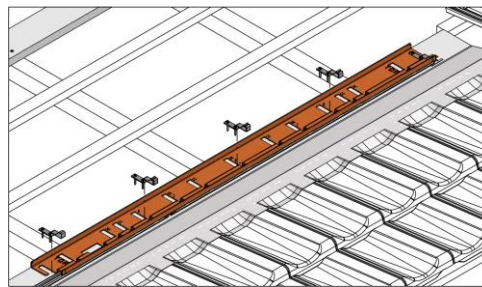
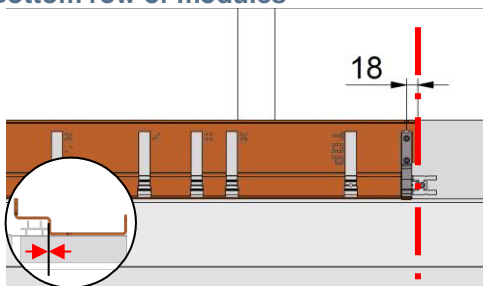
Numbering



Nummerierung 1 - 5 mit Punkten dargestellt. Platzierung der Montagebügel gemäss SPT-Bericht.
Numbering 1 - 5 marked with dots. Placing of mounting clamps according to SPT-report.

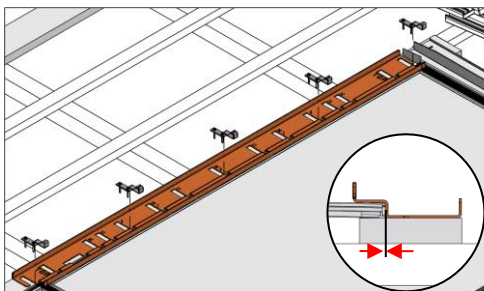
Unterste Modulreihe

Bottom row of modules



Weitere Modulreihen

Further rows of modules



Oberste Modulreihe

Top row of modules

