

DAS MODUL MONO XSC


Ninside Serie

DMMXSCNi420 | DMMXSCNi425 | DMMXSCNi430

Soluxtec's very first **N-Type** PV Module Made in Germany. Tunnel Oxide Passivation Contact Cells **TOPCON** are offering a new era of quality and efficiency within the product range of **SOLUXTEC DAS MODUL**.

25 YEARS PRODUCT WARRANTY

25 YEARS LINEAR PERFORMANCE WARRANTY



O-PID

Optimized PID control. The combination of selected high-class materials prevent any occurrence of power induced degradation.

LID SAFE

Insusceptible against Light Induced Degradation, due to the absence of boron-oxygen recombination.

IMPROVED LCOE

LCOE of DMMXSCNi compared to industrial standard PV module technologies, provides much better results

RELIABILITY

Inexhaustible in severe environmental conditions Ammonia (NH₃) and Salt Mist certified.

POWERFULL

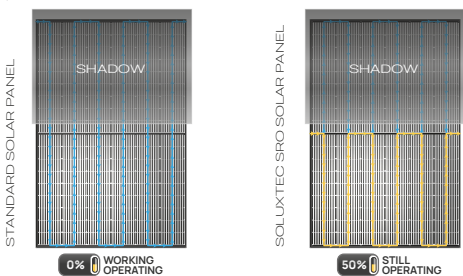
DMMXSCNi provides an efficiency up to 22%. Best conversion efficiency under low light.

S-MBB


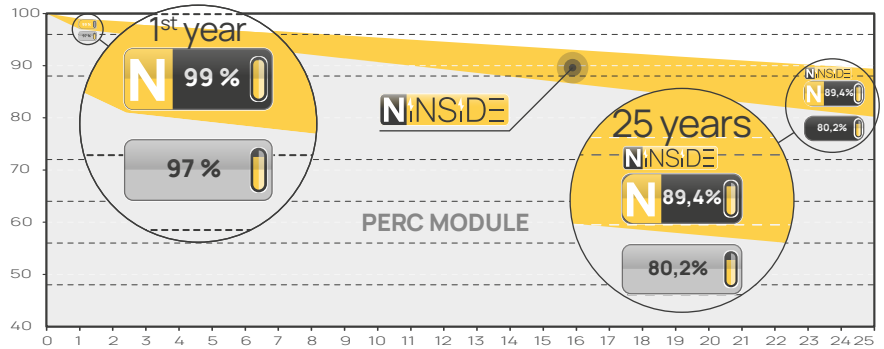
Thanks to Soluxtec's smart multi-busbar technology, DMMXSCNi offers the highest light catching value. In combination with an extraordinary homogeneous current flow, it also offers higher power and better temperature as the current industrial average.

SRO - SHADING RESPONSE OPTIMIZED

Advantage of half cut cells connected in the middle of the pv module compared to standard production.



25 YEARS LINEAR EFFICIENCY



DAS MODUL MONO XSC

Ninside Serie

DMMXSCNi420 | DMMXSCNi425 | DMMXSCNi430



ELECTRICAL PARAMETERS UNDER STC CONDITIONS

(1000 W/m², 25°C, +/-2°C, AM=1,5 according to IEC 60904_3).

Model	DMMXSCNi 420	DMMXSCNi 425	DMMXSCNi 430
Maximum Power Point (Pmax)*	420	425	430
Open Circuit Voltage (Voc)	38,14	38,32	38,49
Short Circuit Current (Isc)	13,85	13,93	14,01
Maximum Power Voltage (Vmpp)	32,02	32,20	32,38
Maximum Power Current (Impp)	13,12	13,20	13,28
Module Efficiency (%)	21,53	21,80	22,04
Power Tolerance (Wp)	0-4,99Wp		
T temperature coefficient TC Isc	+0,03%/°C		
Temperature coefficient TC Voc	-0,28%/°C		
Temperature coefficient TC Pmpp	-0,30%/°C		

*Power measurement of flasher unit +/-3%

ELECTRICAL PARAMETERS UNDER NMOT CONDITIONS

(800 W/m², NMOT, AM=1,5)

MODEL	DMMXSCNi 420	DMMXSCNi 425	DMMXSCNi 430
Maximum Power Point (Pmax)	310	314	318
Open Circuit Voltage (Voc)	35,38	35,56	35,73
Short Circuit Current (Isc)	11,08	11,15	11,21
Maximum Power Voltage (Vmpp)	29,57	29,75	29,93
Maximum Power Current (Impp)	10,50	11,15	11,21

OPERATING CONDITIONS

Max. Operating Voltage:	1500 Vdc
Protection Class:	Class II
Operating T° range:	-40°C ... +85°C
Max. Reverse Current:	25 A
STC 25°C:	+/- 2°C
NMOT 45° C:	+/- 2°C
Design load + (snow):	3600 PA
Maximum test load +:	5400 PA
Design load - (wind):	2666 PA
Maximum test load - :	4000 PA

MECHANICAL PROPERTIES

Dimensions:	1722 * 1133 * 30 mm
Weight:	21.5 kg +/-3%
Cell:	108 half cut Mono TOPCON NTYPE
Junction Box:	IP 68,3 diodes potted
Connectors:	MC4 Evo2 or Compatible
Cables:	2 * 1200 mm
Solar Glass front / back:	3.2 mm tempered ARC

PACKAGING

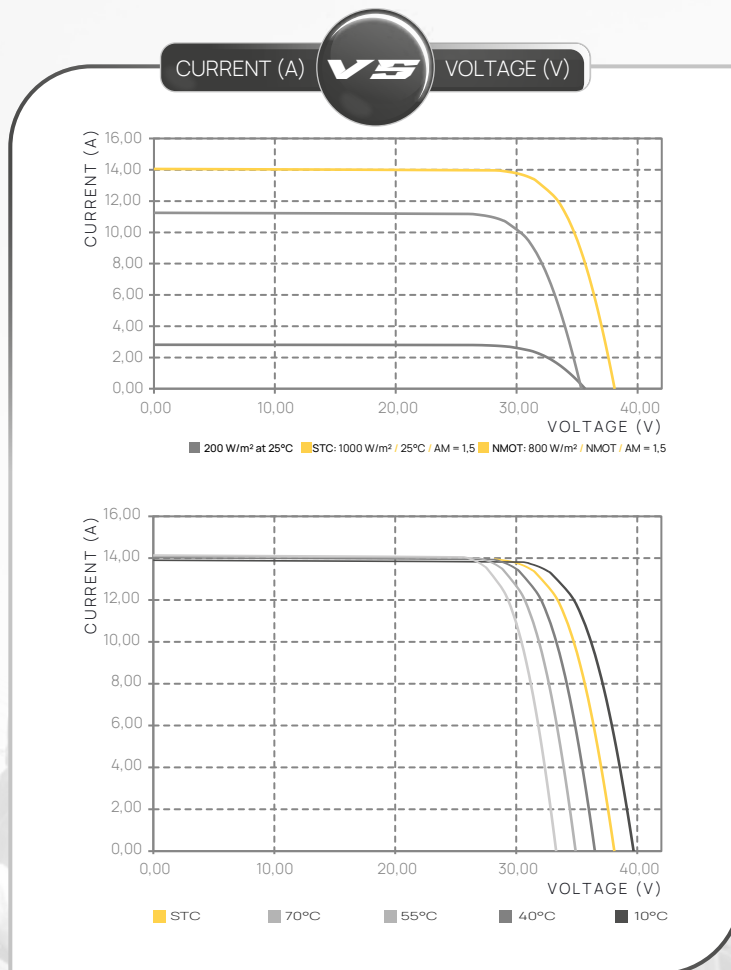
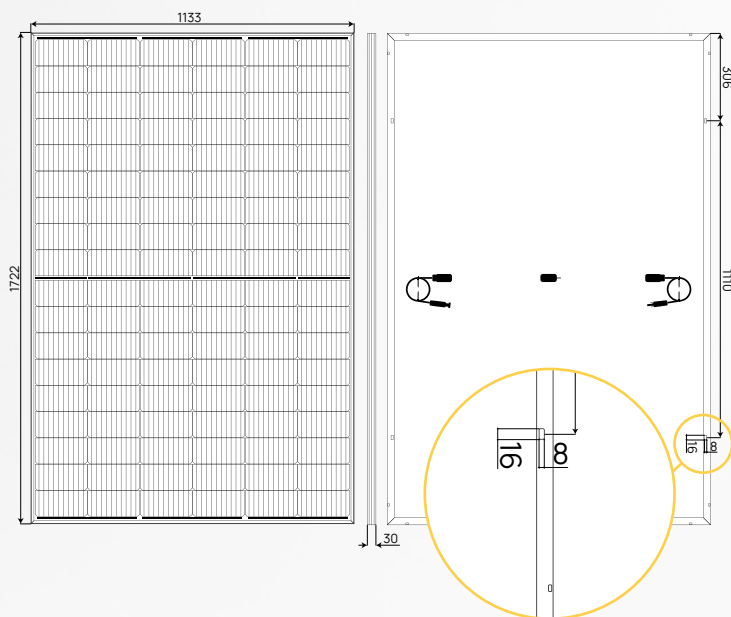
Per Pallet:	34 Modules
Per Truck:	28 Pallets

CERTIFICATIONS

IEC 61215, EN 61730, IEC61701, IEC62804, IEC62716, ISO9001, ISO14001
LVD 2014/35/EU, EMC 2014/30/EU.



MECHANICAL



SOLUXTEC
MADE IN GERMANY

This data sheet complies with the requirement of **EN 50380**. Soluxtec GmbH reserves the right to make specification changes without prior notice. **(2023)**

DISCLAIMER: For final product, all specifications, and data may be subject to change to improve reliability, function, or design or otherwise.

